

Post Care Infant Circumcision

First 24 hours



1 Keep your son snugly swaddled.

The more he kicks his legs, the less comfortable he may be. Double diaper works for active babies.

2 There will be a dressing on top of your son's penis.

- The first layer is a white strip around the penis.
- The second layer is made up of 2 square 3'x3' gauze pads.
- The dressing will look like a little tent over the penis

CHANGE SQUARE GAUZE AND VASELINE WITH DIAPER CHANGES

What if the strip falls off before the initial 24 hrs ?

Leave it off. Continue to cover the penis with the square gauze, and make sure to apply lots of Vaseline to it before placing back on top of penis.

What if the penis gets soiled ?

You can rinse the area with a little warm water before putting down a fresh dressing. It doesn't have to be completely clean.

3 Check for bleeding.

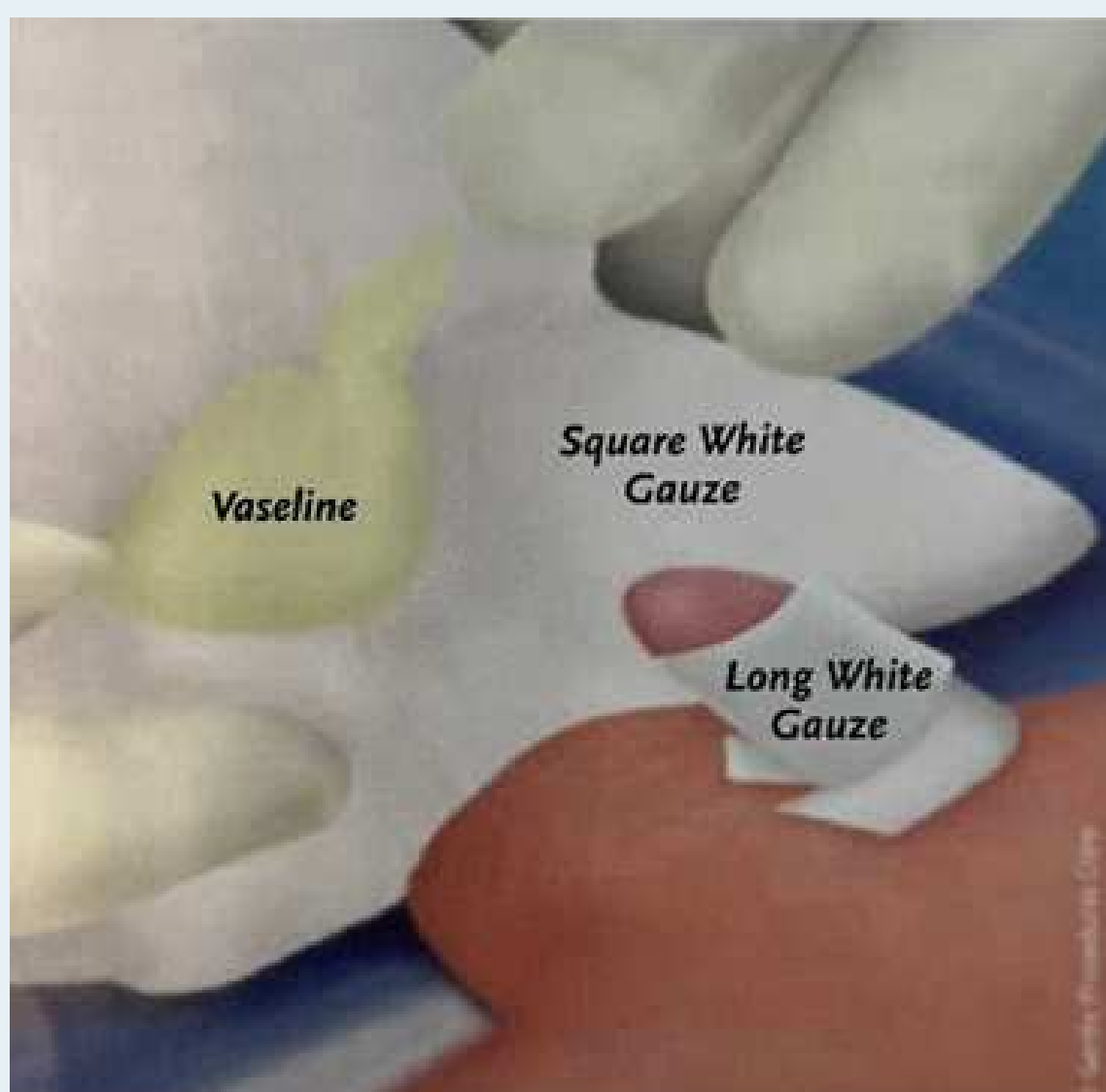
- Please check your son's diaper every hour.
- It is normal to see blood stains the size of a loonie with each diaper change for the first day.
- It is NOT normal to see blood oozing from the penis.

4 Cranky, crying, irritable or sleepy baby.

Your baby could be fussy or crying a bit more than normal. This is completely normal.

5 Mom, are you breastfeeding?

- If you are taking any aspirin (ASA) or anticoagulants (Warfarin), please continue to stop taking these medications 7 days after the procedure.
- If you are taking any anti-inflammatories (NSAIDS) such as ibuprofen, Advil, Motrin, Aleve, etc, please stop 3 days after the procedure as well.
- **Please consult your family doctor or specialist before stopping medications.**



In the diagram, you can see the layers of the dressing applied to the penis after the circumcision is done. A long white gauze is wrapped around the penis. The square gauze (2 pieces) contains lots of Vaseline which goes on top of the head of the penis.

Days 2 – 3

After care

1

What to do during the initial 3 days.

- Swaddle or double diaper your son to avoid excess pressure to the healing penis.
- Continue to change the square gauze and Vaseline every diaper change. If the gauze gets stuck, leave it alone and seek advice from your Gentle Procedures Clinic doctor.
- If there is some bleeding, you may need to apply some direct pressure on the head of the penis as we taught you in the clinic. Maintain firm pressure for 5 minutes
- If the penis has poop on it, you can wring warm water on it to rinse it. Clean as best you can, but it doesn't have to be perfect.

2

What to do from days 4 to day 14

- No more gauze or bandages are required.
- Double diapering isn't required now for him. Clean the area around the penis gently with warm water and a washcloth. For a week, DON'T use baby wipes, towelettes, alcohol, powders or lotions as they may cause irritation.
- For the next 2 weeks, you will apply Vaseline liberally to the circumcision site at every diaper change. You can apply it to the inside front of the diaper as well.

3

What to expect ?

- When the penis is exposed, you may see some hard translucent white material that can look like "extra skin" or "dried Vaseline". Do NOT try to peel this off. It is skin glue that will dissolve once you start bathing your son again. Avoid unnecessary car travel as car seats can be irritating to a newly circumcised penis.
- The area just under the head may become swollen. Sometimes parents mistake this for a blister. In fact, this is normal and will subside within a week or two.
- In the first two days, there may be an off-white or yellowish, patchy appearance or discoloration of the head. These patches are normal.
- You will also notice that the head appears red and glossy sometimes purple or blue. This is normal.

4

No bathing

It is important not to submerge baby in a bath for 3 days. Sponge bathing is ok.

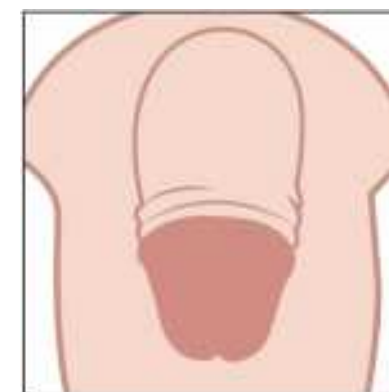
Post Circumcision Follow up

Day 7 - Follow up

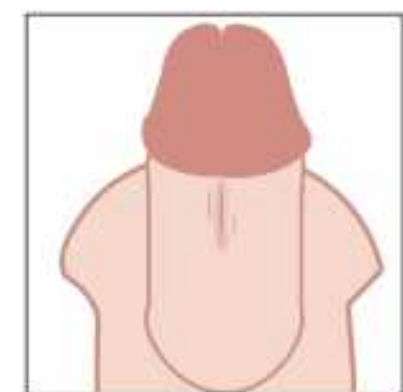
You will need to take 4 pictures – the top, bottom, left side and right side of the penis. We ask that the pictures are clear and close up on the baby's penis – so that it takes up 80% of the picture. Be sure you get the complete head of the penis.

These pictures will need to be sent 7 days after the procedure. The day you got the procedure done counts as day 1.

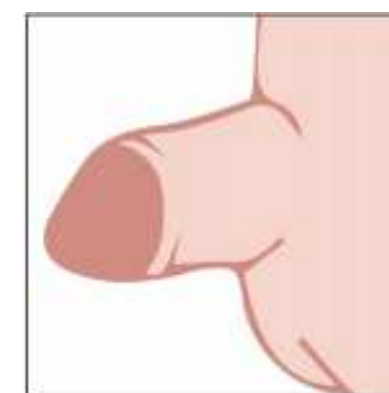
Please see picture below for examples:



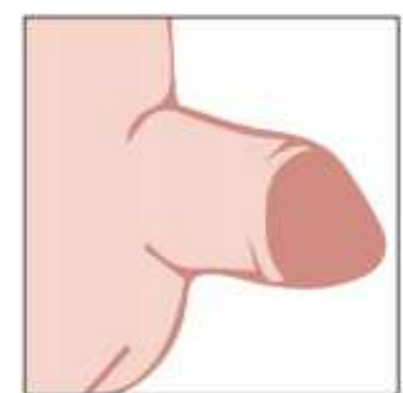
Top of penis



Underside of penis



Left side of penis



Right side of penis

Who to call and when:

General questions about bandaging, appearance or after care?

Should you have any additional questions, please contact our office at 416-551-7070 during regular business hours.

For emergencies related to your son's procedure, please contact Dr. Sing directly via SMS using the emergency physician number you were provided with during your baby's appointment.